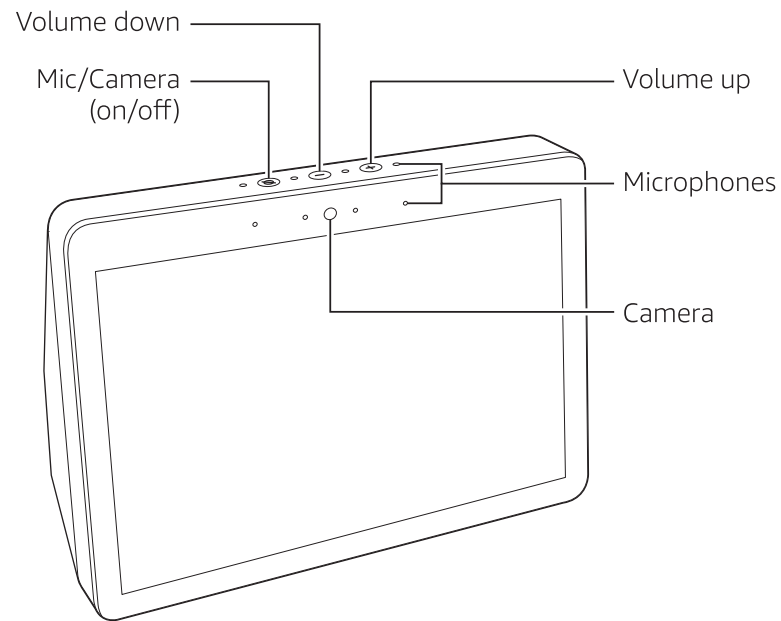


# Echo Show Instructions

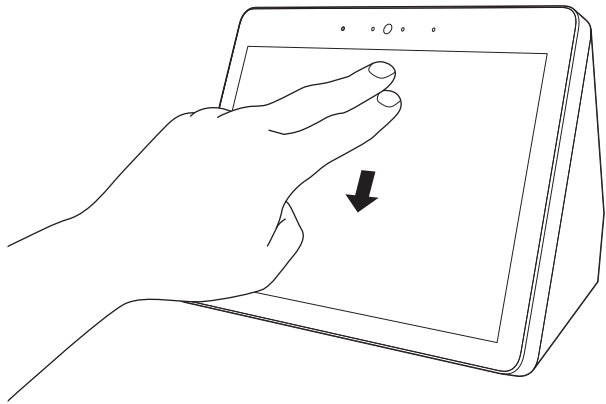
## Getting to know your Echo Show



Also included: Power adapter

## To change your settings

To access Settings, swipe down from the top of the screen, or say "Alexa, show Settings."



## Getting started with your Echo Show

### Interacting with your Echo Show

A short press of the Mic/Camera button will turn off the microphones and camera, and the button will turn red.

### Alexa App

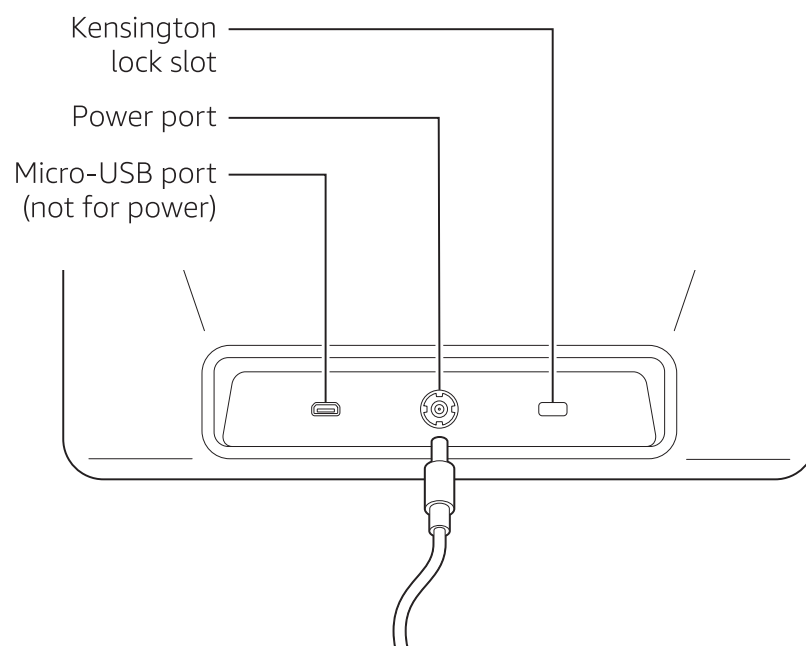
Download the latest version of the Alexa App from the app store. The app helps you get more out of your Echo Show. It's where you see an overview of your requests and manage your contacts, lists, news, music, and settings. Start the download process in your mobile browser at <https://alexa.amazon.com>.

### Give us your feedback

Alexa will improve over time, with new features and ways to get things done. We want to hear about your experiences. Use the Alexa App to send us feedback or visit [www.amazon.com/devicesupport](http://www.amazon.com/devicesupport).

## 1. Plug in your Echo Show

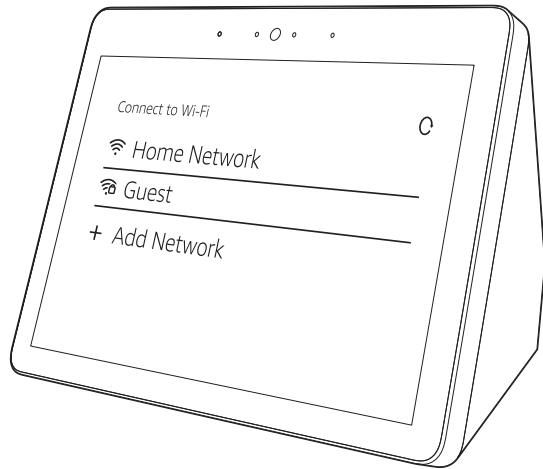
Plug the power adapter into your Echo Show and then into a power outlet. You must use the items included in the original Echo Show package for optimal performance. In about a minute, the display will turn on and Alexa will greet you.



## 2. Set up your Echo Show

Follow the on-screen instructions to set up your Echo Show. During setup, you will connect your Echo Show to the Internet so you can access Amazon services.

To learn more about Echo Show, go to Help & Feedback in the Alexa App, or visit [www.amazon.com/help/echoshow](http://www.amazon.com/help/echoshow).



## 3. Set up your compatible Zigbee smart home devices

To set up compatible Zigbee smart home devices, simply say "Alexa, discover my devices," or tap the Devices icon in the lower right of the Alexa App.

Power on your compatible Zigbee smart home devices or put them into setup mode. For help and more information, go to Menu > Help & Feedback > Alexa > Smart Home in the Alexa App.

You can also manage and rename devices in the Smart Home section of the Alexa App.

### Factory Reset Echo Show

To reset your device to its factory settings:

1. Press and hold the Mute and Volume Down buttons until you see the Amazon logo (about 15 seconds).
2. When prompted, follow the on-screen instructions to setup your device.