

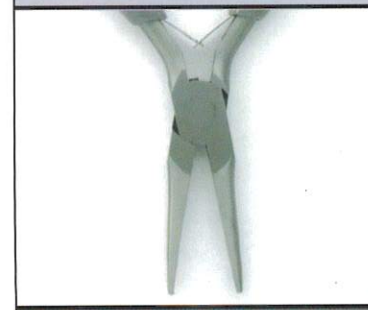
IMPORTANT: Please Read Prior to Using: Your tools have been packaged for transportation. They may arrive with an oil or grease that appears to be on the tools. You need to take a clean napkin or cloth and wipe them off. There is nothing wrong with the tools. This is lubricating oil that is key to preventing rust. Your tools should be kept in a well-ventilated area when not in use. Taking a little time to tend to your tools will provide years of use.

Jewelry Making Tool Kit: This jewelry making tool kit is a must have for the beginner or experienced jewelry maker.

Crimping pliers are designed specifically for attaching crimp beads. The jaws have two notches. To crimp, squeeze the crimp tube or bead in the "U" shaped notch (flattening) to secure it into place. Follow up by crimping in the "O" notch (rounding) to further secure and make it visually appealing.




Chain-nose pliers are very versatile and used for a variety of different applications. They are used to reach tight places, close jump rings, bend wire and stabilize a design while working. They are great for picking up small beads and findings. They become the extra fingers for a jeweler.



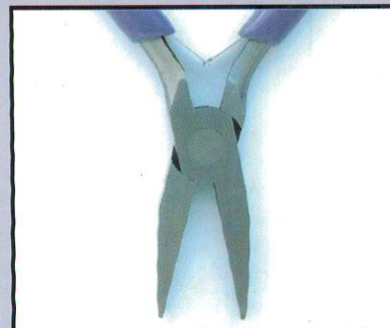
Flush-cutters allow a flat, even cut when trimming headpins, eye pins, or beading wire. This tool is easily ruined if used on memory wire. Please take precautions.



Round-nose pliers are an invaluable tool when working with wire. They are used to create loops and curls on the wire. They are also extremely helpful when making drops or earrings. They assist in making the loops in pins.



Flat-nose pliers are used to bend wire and hold beads when needed. The flat inside surface of the jaws help open and close jump rings, flatten wire or to hold a wire in place while wrapping. These give you stability when working with different components.



Beading Awl is used to place knots at desired points on a piece of jewelry. It can also be useful when working with clay.

Bead Shovel /Tweezers: The bead shovel is used to scoop up loose beads. This is critical when working with seed beads. The tweezers are valuable for

Contact Us: Please let us know if you have any questions or concerns with your jewelry making tools. Please email at Kemproducts@gmail.com

These tools are not toys. Ages 15+