

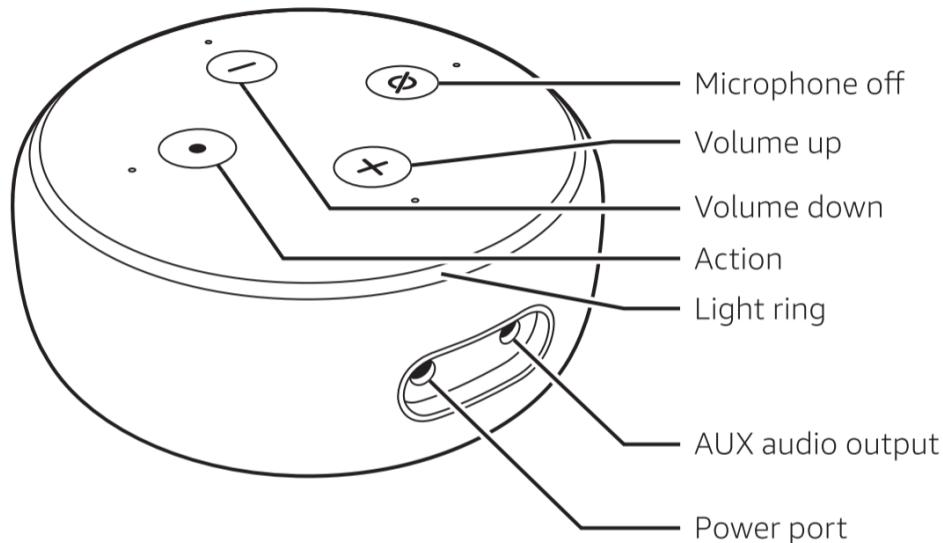
---

# Echo Dot Instructions

---

*A partnership between the Clinton-Macomb Public Library and Macomb County*


## Getting to know the Echo Dot




## What is an Echo Dot?

Amazon Echo Dot is a voice command smart speaker that uses Alexa, a voice assistant service that perform certain skills like telling the time, setting a reminder, play music, deliver the news and much, much more! The Echo Dot requires a Wi-Fi connection. The Amazon Echo Dot is the most basic and least expensive product in the Amazon Echo Family.

**Wi-Fi Hotspot:** All Echo Dots are assigned to a designated T-Mobile Hotspot. Please refer to the T-Mobile Hotspot Instructions and follow step 1-2 to learn how to connect your Echo Dot to a T-Mobile Hotspot.



**Getting started:** Plug the power adapter into the Echo Dot port and then into a power outlet. A blue light ring will spin around the top. In about a minute, Alexa will greet you.



**How to use your Echo Dot:** To begin using the Echo Dot start by saying the wake word 'Alexa' near the device. When you see a blue light ring spin around the top of the Echo Dot that lets you know Alexa is listening and waiting for your command. The Echo Dot will also play a wake-up sound to alert you that Alexa has been activated. People with visual impairment can listen for a wake-up sound to acknowledge that Alexa is listening.

## **Alexa skills and features**

Alexa skills are essentially apps for your Echo Dot that enable Alexa to do everything from get specific information, play games, set a reminder, and much, much more.

Here are a few examples of voice commands that you can ask Alexa:

**\*\*Remember, you will first need to say "Alexa" before each command\*\***

- **Weather**  
"Alexa, what is today's forecast?"
- **News**  
"Alexa, tell me the news?"
- **Music**  
"Alexa, play...[genre, song title, artist]."
- **Date**  
"Alexa, what is the date?"

**Tip:** Having trouble with your Echo device? Restart your device first to see if it resolves the problem. Just unplug the power adapter from the device or the outlet and then plug it back in.

**Need help with using the Echo Dot? Please email MLBPD at [mlbpd@cmpl.org](mailto:mlbpd@cmpl.org). Include your name, phone number, and the tech issue you would like to be helped with.**



*"Funding is provided in part by the Institute of Museum and Library Services through the Library of Michigan."*