

Logitech K380 Multi-Device Bluetooth Keyboard

A partnership between the Clinton-Macomb Public Library and Macomb County



What is a Bluetooth Keyboard?

A Bluetooth keyboard uses Bluetooth technology to connect with other mobile devices that do not have an external keyboard. People with disabilities may find it challenging to use the on-screen keyboard to perform certain task such as composing an email or searching the Internet. The Bluetooth keyboard have raised keys that makes it easier to manipulate. People who are blind or have a visual impairment can use the keyboard in conjunction with their device's screen reader to navigate and interact with the information on the screen.

Bluetooth Keyboard: Getting Started



The power button is located on the left side of the keyboard. Slide the power button up to turn on the keyboard.

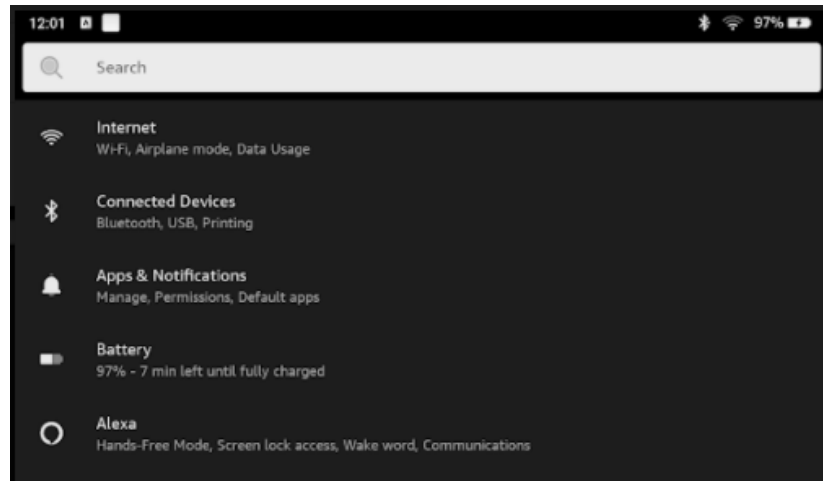


There are three yellow keys located on the first row of the keyboard also known as the Function Keys. Each key is labeled F1, F2, and F3. Press the F1 key for 5 seconds to pair the keyboard with the Fire Tablet. If you are using your mobile device go to **Bluetooth Keyboard: Settings**.

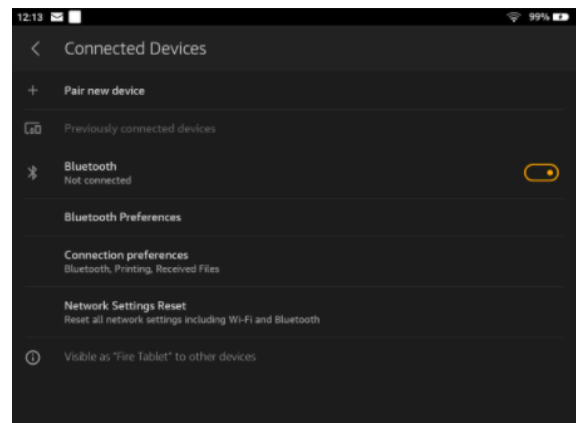
Bluetooth Keyboard: Settings

If you are pairing the Bluetooth Keyboard to your personal device, go to your device's **Settings**— **(1) Connected Devices**— **(2)** Make sure **Bluetooth** is set to **On**— **(3)** Tap on **Pair new device**— **(4)** Select the keyboard's name, which is **Keyboard K380**.

1 →

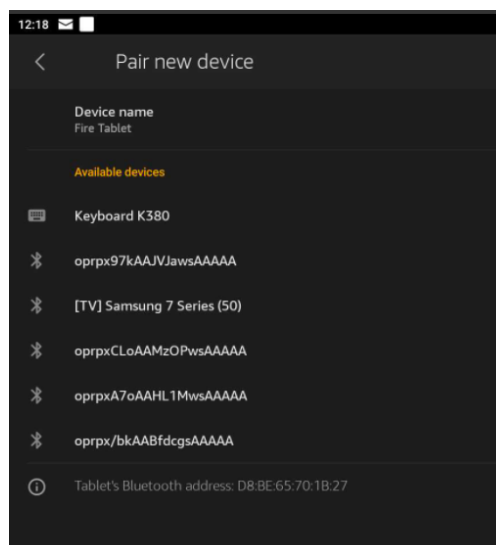


3 →

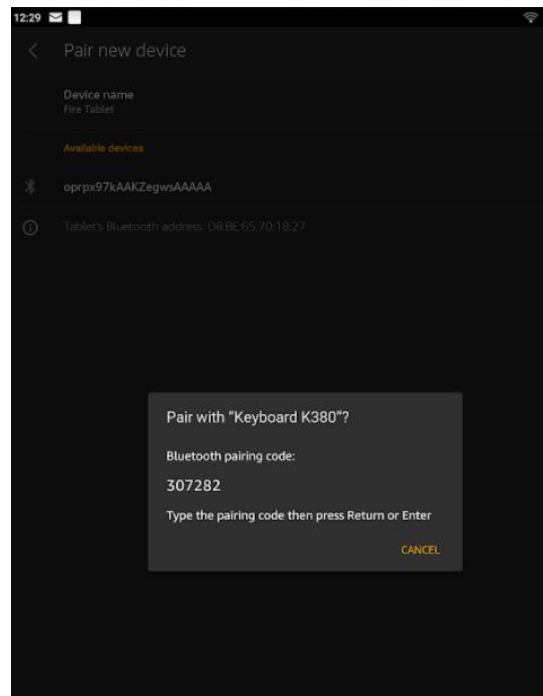


← 2

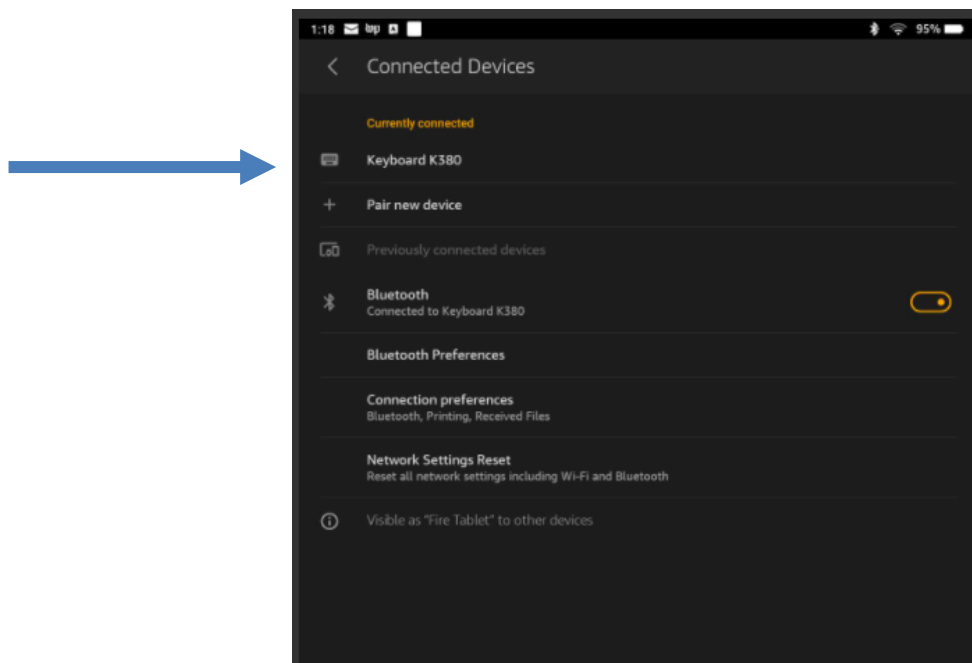
4 →



You will be prompted to enter a numerical pairing code. Use the Bluetooth keyboard to type in the code.



Once you entered the code, the Bluetooth Keyboard should now be paired with your device. To check if your device was successfully paired to the keyboard, go to **Currently Connected** and the name of the keyboard should appear.



The Bluetooth keyboard does not need to be charged. It uses 2 AAA batteries which is pre-installed. To reserve the keyboard's battery life, the power button needs to be switched to off when not in use.

Bluetooth Enabled Devices that are compatible with the Logitech K380 Keyboard:

Windows 10, 11 or later
macOS 10.15 or later
iPadOS 10.15 14 or later
iOS 14 or later
Apple TV 2nd or 3rd generation
ChromeOS
Android 8 or later
Works with Surface

Need help with using the Bluetooth keyboard? Call MLBPD at (586) 286-1580 or email us at mlbpd@cmlpl.org. Include your name, phone number, and the tech issue you need help with.



"Funding is provided in part by the Institute of Museum and Library Services through the Library of Michigan."

40900 Romeo Plank Road – Clinton Township, MI 48038-2955
(586) 286-1580 – www.cmlpl.org/mlbpd - mlbpd@cmlpl.org

(revised 2/13/2023)